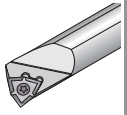
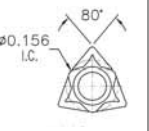
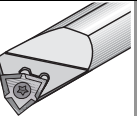

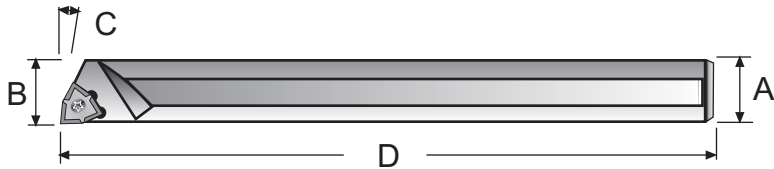
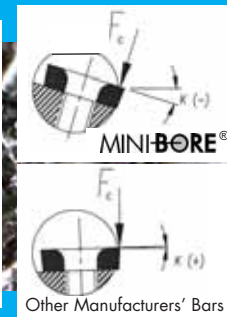


BAR SPECIFICATIONS								INSERT SPECIFICATIONS				
Right Hand Boring Bar	Minimum Bore 'B' With .008" Radius Insert	Material Extension Ratios: Steel: 4 x ϕ Carbide: 8 x ϕ	Bar Diameter 'A'	Length 'D'	Lead Angle 'C'	'K' Angle 'K'	Boring Bar Includes Screw and Wrench	Insert Style	Corner Radius	DURA-MAX® 4000 Carbide For Steel & Interrupted Cutting	DURA-MAX® 5000 Carbide For Aluminum & Non-ferrous	Coating
	.210"	Carbide	.188"	4.000"	3°	17°	MBE-C13-1821R		.004"	MBE-IW-04D4_	MBE-IW-04D5_	Uncoated add 'U'
	.210"	Steel	.188"	3.000"	3°	17°	MBE-S13-1821R		.008"	MBE-IW-08D4_	MBE-IW-08D5_	TiN add 'C'
	.270"		.250"	4.000"	3°	12°	MBE-S13-2527R		.015"	MBE-IW-15D4_	MBE-IW-15D5_	
	.270"	Steel	.250"	4.000"	0°	15°	MBF-S10-2527R		.004"	MBF-IW-04D4_	MBF-IW-04D5_	TiCN add 'D'
				4.000"	3°	15°	MBF-S13-2527R		.008"	MBF-IW-08D4_	MBF-IW-08D5_	
		Carbide	.250"	4.000"	3°	15°	MBF-C13-2527R		.015"	MBF-IW-15D4_	MBF-IW-15D5_	TiAlN add 'E'




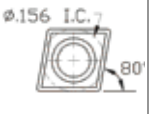


MINI-BORE® bars are designed to cut above center. Flats are provided to ensure speedy and proper set-up.



Other Manufacturers' Bars

MINI-BORE® bars are designed with a negative cutting rake or 'K' angle. This unique design provides critical advantages:

- Greater cross-sectional area under the cutting edge which increases the strength and rigidity of the pocket.
- Increased screw thread engagement to reduce thread stripping and increase insert holding power.
- Better surface finishes due to better chip control and flow.

BAR SPECIFICATIONS								INSERT SPECIFICATIONS					
Right Hand Boring Bar Style	Minimum Bore 'B' With .007" Radius Insert	Material Extension Ratios: Steel: 4 x ϕ Carbide: 8 x ϕ	Bar Diameter 'A'	Length 'D'	Lead Angle 'C'	'K' Angle 'K'	Boring Bar Includes Screw and Wrench	Insert Style	Corner Radius & ANSI Type	DURA-MAX® 3000/4000 Carbide For Steel & Interrupted Cutting	DURA-MAX® 5000 Carbide For Aluminum & Non-ferrous	Coating	
	.180"	Steel	.187"	2.500"	7°	17°	MBA-S17-1818R		.002" CD CD	MBA-IZ-02D3_	MBA-IZ-02D5_	Uncoated add 'U'	
		Carbide	.156"	4.000"	7°	17°	MBA-C17-1518R						
	.210"	Steel	.187"	3.000"	5°	17°	MBA-S15-1820R		.007" CD CH	MBA-IW-07D4_	MBA-IW-07D5_		TiN add 'C'
		Carbide	.187"	4.000"	5°	17°	MBA-C15-1822R						
		Steel	.187"	3.000"	5°	17°	MBA-S15-1823R						
		Steel	.250"	4.000"	0°	12°	MBA-S10-2527R						
		Steel	.250"	4.000"	5°	12°	MBA-S15-2528R						
		Carbide	.250"	4.000"	5°	12°	MBA-C15-2528R						
	.270"	Steel	.187"	3.500"	0°	17°	MBB-S10-1827R		.002" TD AB	MBB-IZ-02D3_	MBB-IZ-02D5_	TiAlN add 'E'	
		Carbide	.187"	4.000"	5°	17°	MBB-C15-1827R						
		Steel	.250"	4.000"	0°	12°	MBB-S10-2530R						
	.300"	Steel	.250"	4.000"	5°	12°	MBB-S15-2530R		.015" TD CH	MBB-IW-15D4_	MBB-IW-15D5_		
		Carbide	.250"	4.000"	5°	12°	MBB-C15-2530R						
		Steel	.250"	4.000"	5°	12°	MBB-S15-2530R						